

Pcap2Bubbles

Extended Version (more text, more images, less jokes)

Bubble your packets!

By **Sébastien Larinier** / @Sebdraven & **Guillaume Arcas** / @y0m



22-24 October 2013 - Luxembourg
9th edition of the infosec conference

"We're not computers, Sebastian, we're physical"

Roy Batty in Blade Runner

Network Forensics Paradigm

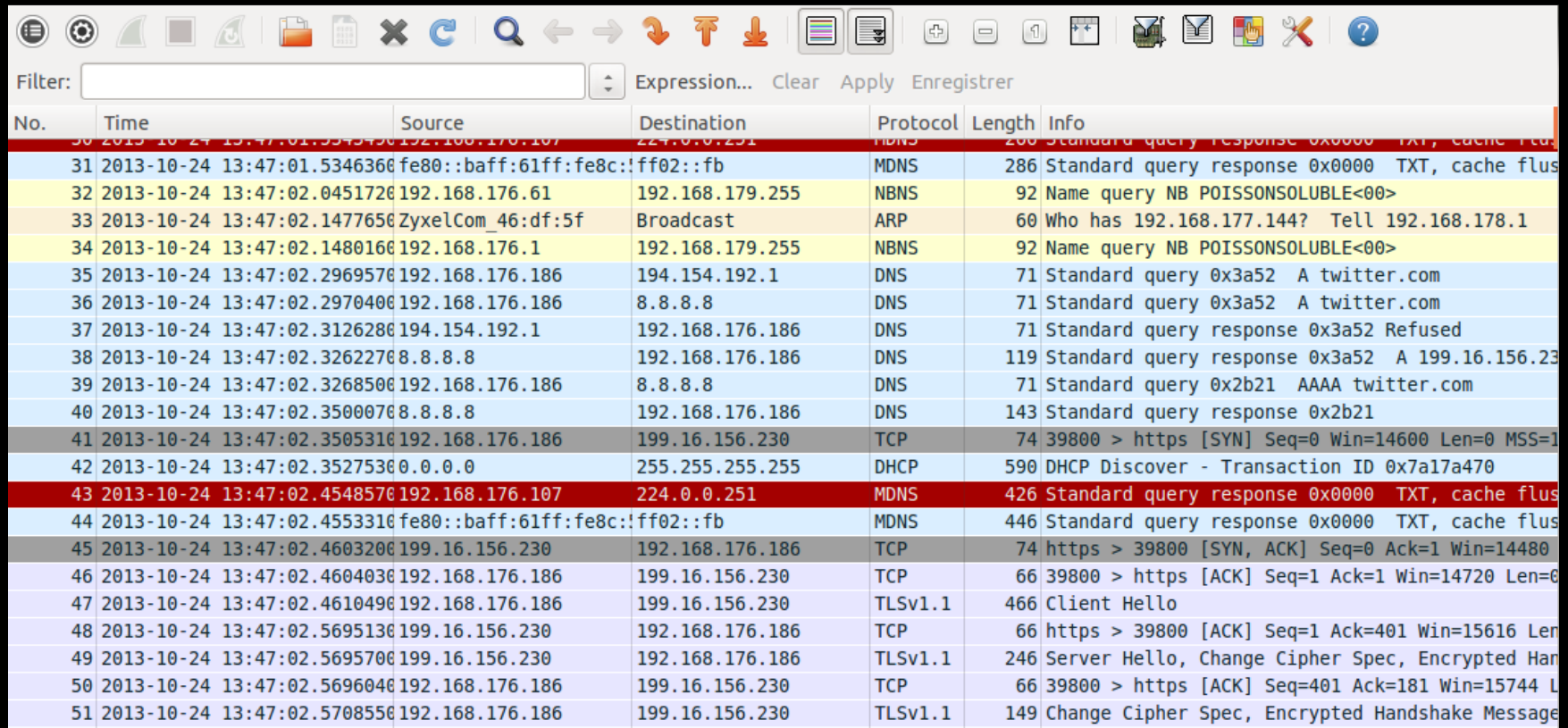
- Finding a needle in a haystack is not an easy thing...
- So what about finding a needle in hundred or thousand haystacks...
- ...when burning the haystacks is not an option ?

Pcap Analysis

- **Top-to-bottom approach:**
 1. **Statistics: # of packets, timeline, etc.**
 2. **Session: dest./src, protocols & ports used, etc.**
 3. **Graphical approach**
 4. **Alerts: IDS rules, etc.**
 5. **Full Content Analysis**
- **Graphical Approach**
 1. **A picture worth thousand words.**
 2. **Best-readable for a human**

Wireshark

WireShark is the worst tool for network analysis except all the others that have been coded.



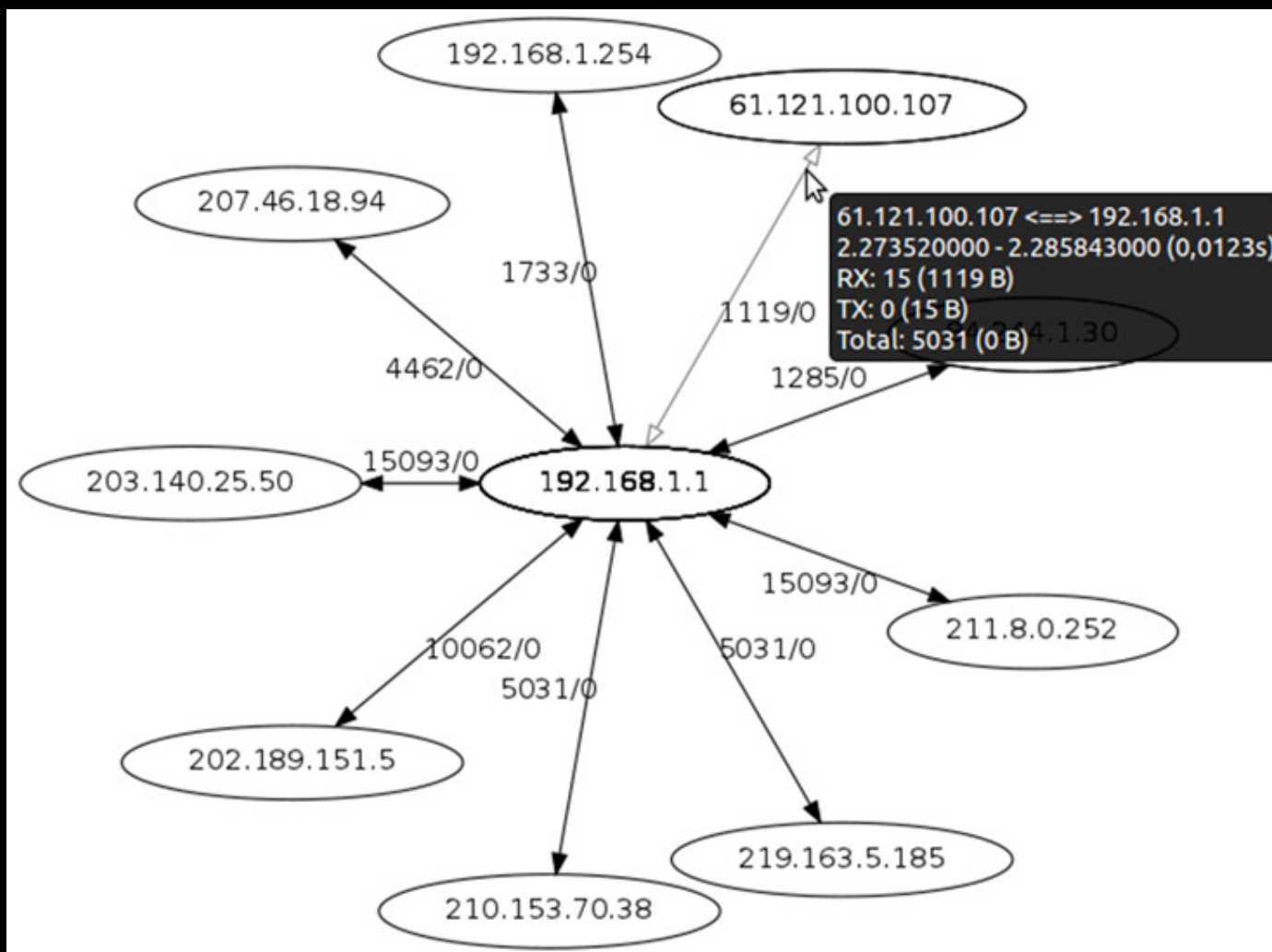
No.	Time	Source	Destination	Protocol	Length	Info
31	2013-10-24 13:47:01.5346360	fe80::baff:61ff:fe8c::ff02::fb	224.0.0.251	MDNS	286	Standard query response 0x0000 TXT, cache flush
32	2013-10-24 13:47:02.0451720	192.168.176.61	192.168.179.255	NBNS	92	Name query NB POISSONSOLUBLE<00>
33	2013-10-24 13:47:02.1477650	ZyxelCom_46:df:5f	Broadcast	ARP	60	Who has 192.168.177.144? Tell 192.168.178.1
34	2013-10-24 13:47:02.1480160	192.168.176.1	192.168.179.255	NBNS	92	Name query NB POISSONSOLUBLE<00>
35	2013-10-24 13:47:02.2969570	192.168.176.186	194.154.192.1	DNS	71	Standard query 0x3a52 A twitter.com
36	2013-10-24 13:47:02.2970400	192.168.176.186	8.8.8.8	DNS	71	Standard query 0x3a52 A twitter.com
37	2013-10-24 13:47:02.3126280	194.154.192.1	192.168.176.186	DNS	71	Standard query response 0x3a52 Refused
38	2013-10-24 13:47:02.3262270	8.8.8.8	192.168.176.186	DNS	119	Standard query response 0x3a52 A 199.16.156.23
39	2013-10-24 13:47:02.3268500	192.168.176.186	8.8.8.8	DNS	71	Standard query 0x2b21 AAAA twitter.com
40	2013-10-24 13:47:02.3500070	8.8.8.8	192.168.176.186	DNS	143	Standard query response 0x2b21
41	2013-10-24 13:47:02.3505310	192.168.176.186	199.16.156.230	TCP	74	39800 > https [SYN] Seq=0 Win=14600 Len=0 MSS=1
42	2013-10-24 13:47:02.3527530	0.0.0.0	255.255.255.255	DHCP	590	DHCP Discover - Transaction ID 0x7a17a470
43	2013-10-24 13:47:02.4548570	192.168.176.107	224.0.0.251	MDNS	426	Standard query response 0x0000 TXT, cache flush
44	2013-10-24 13:47:02.4553310	fe80::baff:61ff:fe8c::ff02::fb	224.0.0.251	MDNS	446	Standard query response 0x0000 TXT, cache flush
45	2013-10-24 13:47:02.4603200	199.16.156.230	192.168.176.186	TCP	74	https > 39800 [SYN, ACK] Seq=0 Ack=1 Win=14480
46	2013-10-24 13:47:02.4604030	192.168.176.186	199.16.156.230	TCP	66	39800 > https [ACK] Seq=1 Ack=1 Win=14720 Len=0
47	2013-10-24 13:47:02.4610490	192.168.176.186	199.16.156.230	TLSv1.1	466	Client Hello
48	2013-10-24 13:47:02.5695130	199.16.156.230	192.168.176.186	TCP	66	https > 39800 [ACK] Seq=1 Ack=401 Win=15616 Len=0
49	2013-10-24 13:47:02.5695700	199.16.156.230	192.168.176.186	TLSv1.1	246	Server Hello, Change Cipher Spec, Encrypted Handshake
50	2013-10-24 13:47:02.5696040	192.168.176.186	199.16.156.230	TCP	66	39800 > https [ACK] Seq=401 Ack=181 Win=15744 Len=0
51	2013-10-24 13:47:02.5708550	192.168.176.186	199.16.156.230	TLSv1.1	149	Change Cipher Spec, Encrypted Handshake Message

Can you see the needle?

AfterGlow & Wireshark

First approach: use AfterGlow & Wireshark (GSoC 2011 - HoneyNet Project)


<http://honeynet.org/gsoc2011/slot8>



D3.js

D3.js is a JavaScript library for manipulating documents based on data. D3 helps you bring data to life using HTML, SVG and CSS.

<http://d3js.org>

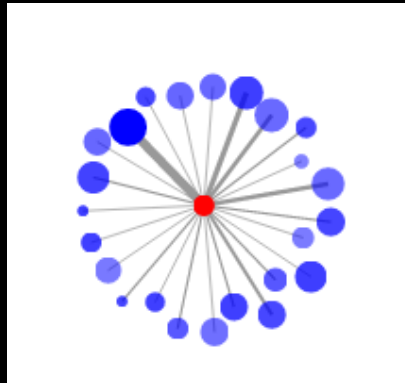


D3.js & Honeyproxy

Integration of D3js in Honeyproxy (GSoC 2012 - Honeynet Project)

HTTP Session live bubbling

<http://honeyproxy.org/>

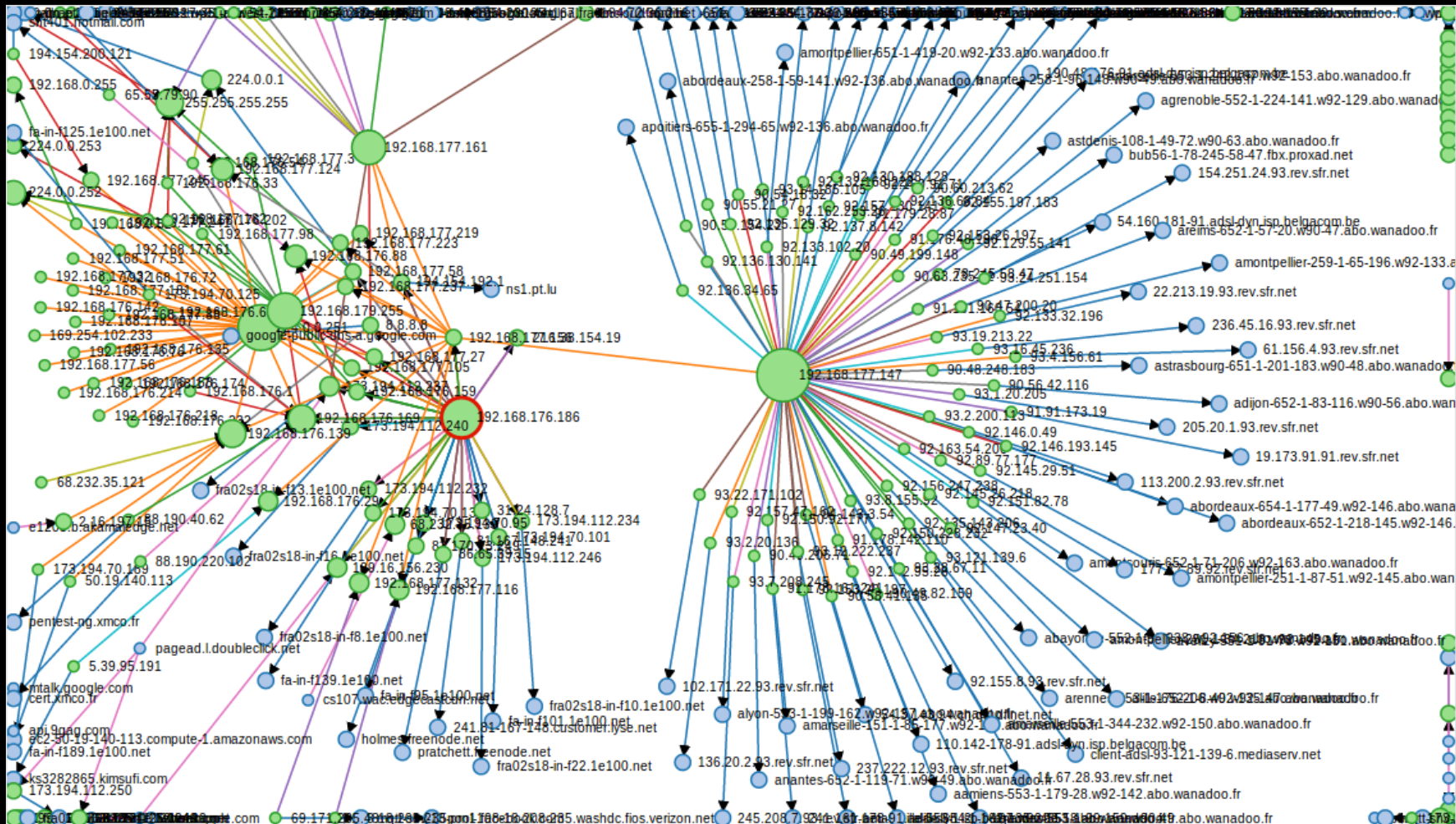


Malcom

- **Data collection:**
 - IP, domains, URLs, malware MD5, etc.
 - From public sources: DShield, AlienVault, Spamhaus, ZeusTracker, etc
 - From private sources: logs from your firewall, proxy, etc
 - From files: text and pcap
- **Data enhancement:**
 - Extend collected data: reversing IP, domains WHOIS, etc
- **Data visualization with D3.js**
- **Pcap2Bubbles**

<https://github.com/tomchop/malcom/>

Demo



Want an access to demo website? Send me a mail [\[guillaume.arcas@retiaire.org\]](mailto:guillaume.arcas@retiaire.org)

Pcap2Bubbles Project

1. Upload a PCAP
2. Bubble it with D3.js
3. Enhance it with collected data
4. Add intelligence (add your own tags, etc)
 - Run Snort/Suricata-IDS/Bro-IDS on uploaded Pcap
 - Extract content, like files, send them to VirusTotal, malwr.com, etc
5. Share it (or not...)

Build a **M**alware **I**ntelligence **L**ightweight **F**ramework**K**

Thank You!



You Liked the Dog?

